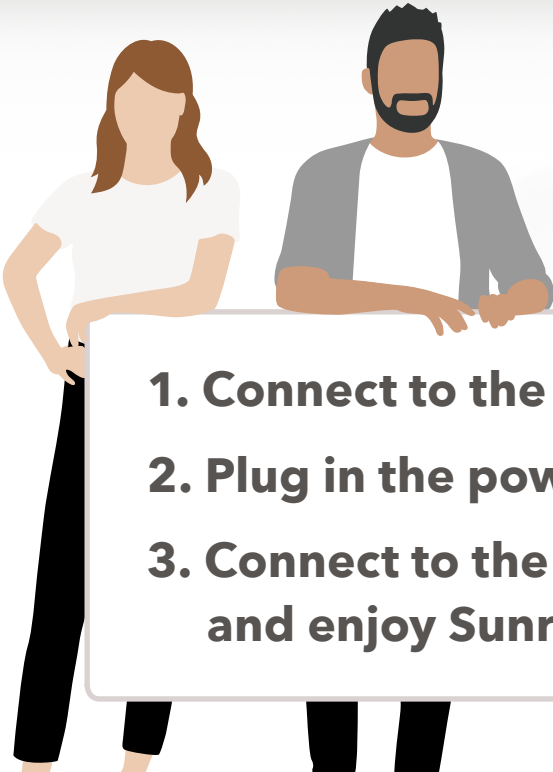


# The simple way to experience Sunrise TV.

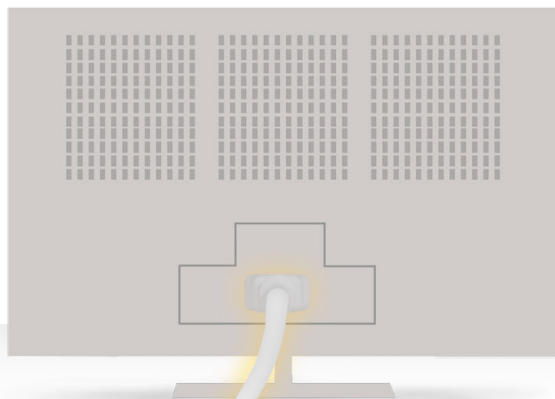
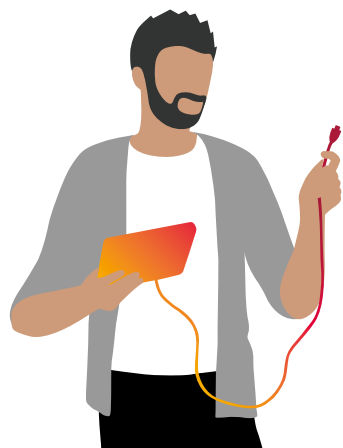
EN



- 
- An illustration of a man and a woman standing behind a large white sign. The woman is on the left, wearing a white t-shirt and black pants. The man is on the right, wearing a white t-shirt under a grey cardigan and black pants. They are both looking towards the camera.
- 1. Connect to the TV**
  - 2. Plug in the power cable**
  - 3. Connect to the Internet  
and enjoy Sunrise TV!**

**Sunrise**

1





Connect the Sunrise TV Box UHD with your TV set.  
Use the HDMI cable included in your delivery.

2


Connecting to  
the network ...

Plug in the power cable.

To go online, please follow  
the instructions on your TV set.




3



Sunrise Internet Box



Is your Sunrise Internet Box placed in the immediate vicinity of your TV? Then plug the **yellow LAN cable** into your Sunrise TV Box UHD.



Alternatively, you can connect your Sunrise TV Box UHD to the Internet using the WPS function. Hold the **Wi-Fi button** down (approx. 12-15 seconds) until the TV LED starts to blink. Then press the **yellow button** on your Sunrise remote control.



If something doesn't work quite right: You'll find **help** and **tips & tricks** on the backside.



# What should I do?

I don't see any connection **instructions** on my TV set.

Have you selected the correct HDMI input?  
Search for the correct input using the source button on your TV's remote control.




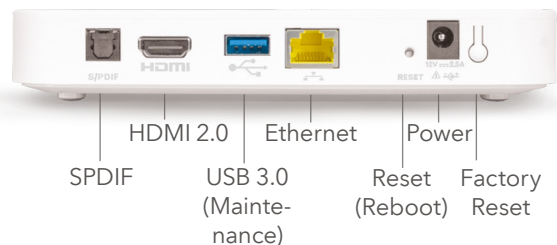
Further instructions are available at  
**[www.sunrise.ch/tvbox-uhd](http://www.sunrise.ch/tvbox-uhd)**

There's also an even simpler way to find the instructions you need: Scan the QR code with your mobile camera/QR scanner app to get to the relevant instructions.



## Tips & Tricks.

Your Sunrise TV Box UHD:



Once the Sunrise TV Box UHD has been installed successfully, you can, depending on the TV set, also use the Sunrise remote control to operate your TV set.



Do not place the Sunrise TV Box UHD in a closed cabinet or in a place where heat could accumulate.

## Included in the delivery.



Power cable



HDMI 2.0



LAN cable



Sunrise TV Box UHD



Sunrise Remote



Here is an overview of what is included in delivery.  
Please only use the included parts for the installation.  
Make sure to insert the batteries into the remote.